

ALUNO: _____ GRUPO: 1º ano _____

ATIVIDADE DO DIA 02/08/2021

AGOSTO - 2021



22/08 - DIA DO FOLCLORE

D	S	T	Q	Q	S	S
1	2	3	4	5	6	7
8	9	10	11	12	13	14
15	16	17	18	19	20	21
22	23	24	25	26	27	28
29	30	31				


NOME: _____

DATA: 02/08/2021

FOLCLORE

NO DIA 22 DE AGOSTO COMEMORAMOS O FOLCLORE BRASILEIRO. FOLCLORE QUER DIZER COSTUMES DE UM POVO: DANÇAS, FESTAS, MÚSICAS, VESTIMENTAS, JOGOS, HISTÓRIAS, LENDAS E BRINCADEIRAS.

OBSERVE ESTES PERSONAGENS DO NOSSO FOLCLORE E PINTE-OS:



NOME: _____

DATA: 03/08/2021

OBSERVE O NOME DA PERSONAGEM E PINTE O DESENHO:



PINTE AS BOLHAS DE ACORDO COM:

- AS VOGAIS QUE APARECEM NO NOME:



- A CONSOANTE QUE APARECE NO NOME:

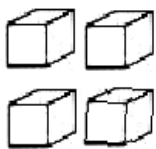
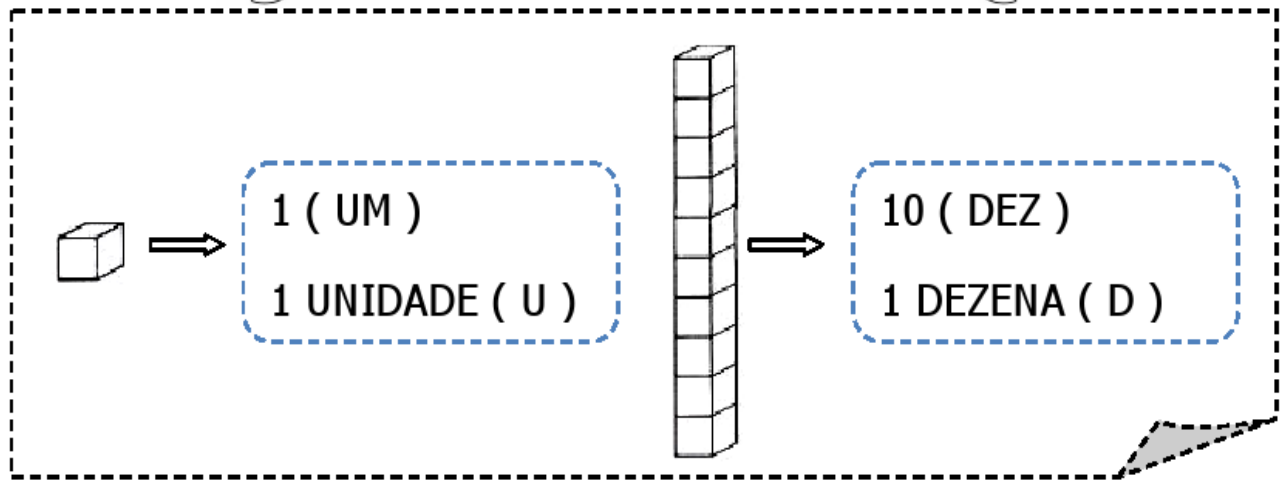


- NÚMERO DE LETRAS:

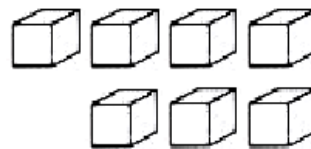




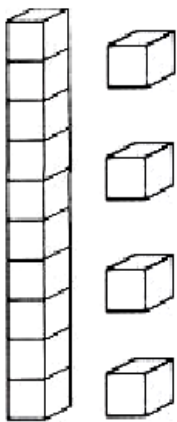
NÚMEROS NATURAIS



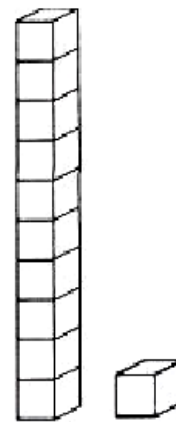
D	U



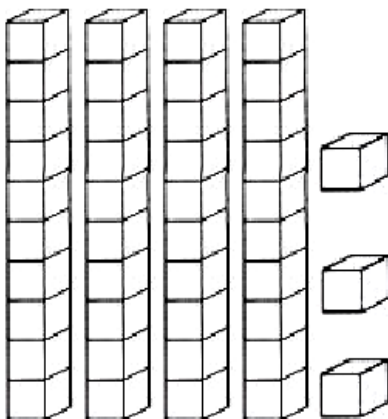
D	U



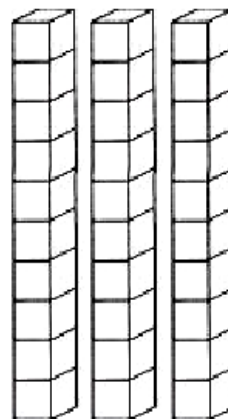
D	U



D	U



D	U




D	U


NOME: _____


DATA: 04/08/2021



VAMOS CONTAR QUANTOS
ELEMENTOS TEM EM CADA CONJUNTO
E PINTAR O QUADRINHO COM O
NÚMERO CORRESPONDENTE.

	<table border="1"><tr><td>4</td><td>5</td></tr><tr><td>3</td><td>6</td></tr></table>	4	5	3	6
4	5				
3	6				

	<table border="1"><tr><td>4</td><td>5</td></tr><tr><td>3</td><td>6</td></tr></table>	4	5	3	6
4	5				
3	6				

	<table border="1"><tr><td>4</td><td>5</td></tr><tr><td>3</td><td>6</td></tr></table>	4	5	3	6
4	5				
3	6				

NOME: _____

DATA: 04/08/2021

VAMOS COMPLETAR AS PALAVRAS:
BA - BE - BI - BO - BU



___ LE



___ IJA-FLOR



___ LÃO



___ NECA



___ LO



___ CICLETA



___ BÊ



___ RRINHO




___ GODE



___ LA



___ NANA





___ LEIA

NOME: _____

DATA: 05/08/2021

VAMOS PINTAR OS PERSONAGENS DO FOLCLORE:



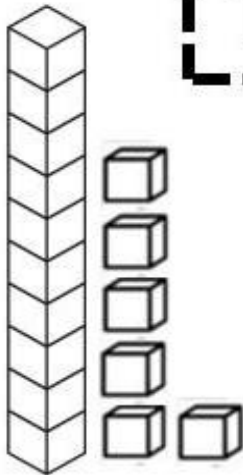
VAMOS PINTAR AS PALAVRAS IGUAIS:

1	IARA	AAIRA	IRAA	IARA
2	BOTO	OBOT	BOTO	BTOO
3	SACI	ICSA	ICAS	SACI
4	MULA	LUMA	MULA	MALU
5	CURUPIRA	RUPICURA	CRPURUIA	CURUPIRA
6	BOITATÁ	BATÁTOA	BOITATÁ	TOIBATÁ

NOME: _____

DATA: 05/08/2021

16 - DEZESSEIS



PINTE A QUANTIDADE CORRESPONDENTE:

$$10 + 6 = \square$$

1 DEZENA E 6 UNIDADES


CONTE E PINTE O NÚMERO 16:

1	2	3	4	5	6	7	8	9	10
11	12	13	14	15	16	17	18	19	20


NÚMERO ANTECESSOR E SUCESSOR:



PINTE 16 DEDOS:



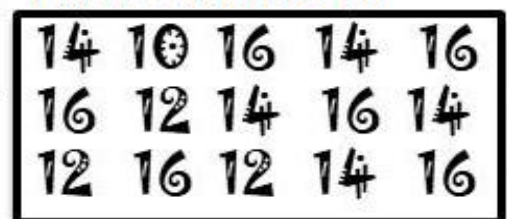
DESENHE 16 RISQUINHOS:



ESCREVA O NUMERAL:

DEZESSEIS

PINTE O NÚMERO 16:



CUBRA O PONTILHADO:


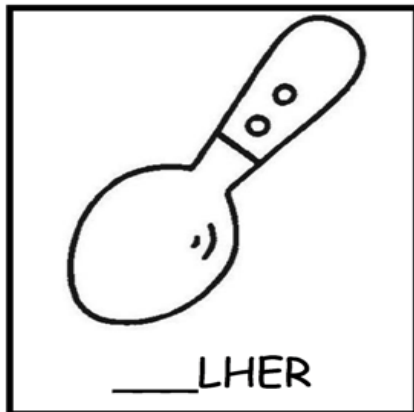







NOME: _____

DATA: 06/08/2021

VAMOS COMPLETAR AS PALAVRAS:

CA - CO - CU



NOME: _____

DATA: 06/08/2021

CARTÃO PARA O PAI OU PARA UMA PESSOA QUE SEJA UM EXEMPLO DE PAI PARA VOCÊ:



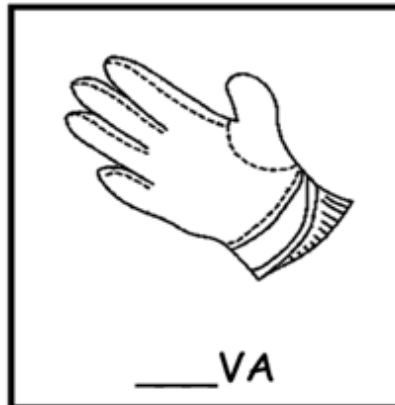



NOME: _____

DATA: 09/08/2021

VAMOS COMPLETAR AS PALAVRAS:

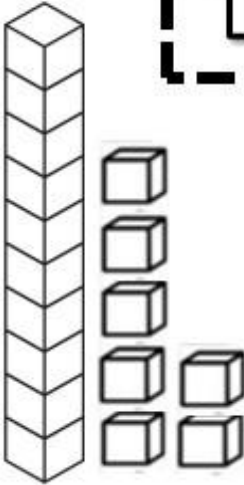
LA - LE - LI - LO - LU



NOME: _____

DATA: 09/08/2021

17 - DEZESSETE



PINTE A QUANTIDADE CORRESPONDENTE:

$$10 + 7 = \square$$

1 DEZENA E 7 UNIDADES

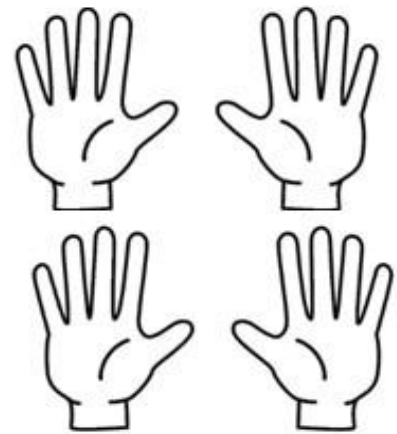
CONTE E PINTE O NÚMERO 17:

1	2	3	4	5	6	7	8	9	10
11	12	13	14	15	16	17	18	19	20

NÚMERO ANTECESSOR E SUCESSOR:



PINTE 17 DEDOS:




DESENHE 17 RISQUINHOS:

ESCREVA O NUMERAL:

DEZESSETE

PINTE O NÚMERO 17:



CUBRA O PONTILHADO:

17	17	17	17	17	17	17	17	17	17
----	----	----	----	----	----	----	----	----	----

NOME: _____

DATA: 10/08/2021

PINTE OS RETÂNGULOS COM OS NOMES CORRETOS:



MULA

UMLA

MLUA



IRAA

AIRA

IARA



RUCUPIRA

CURUPIRA


CUPIRURA



CASI

SACI

SICA



OBTO

TOBO

BOTO



BOTAITÁ

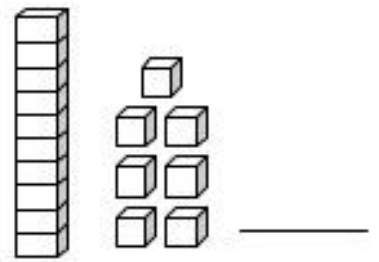
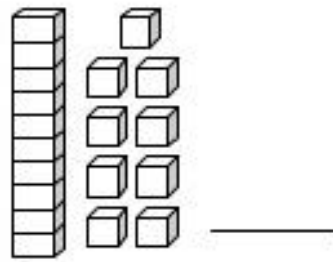
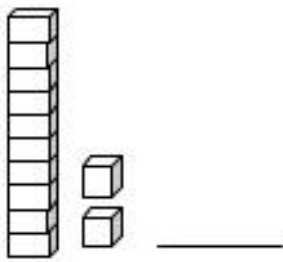
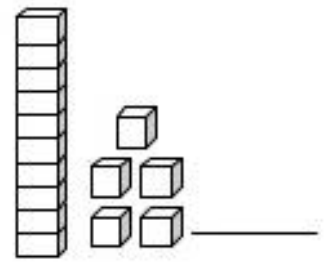
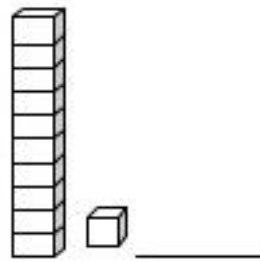
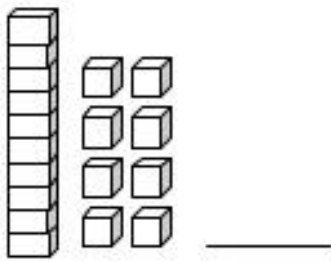
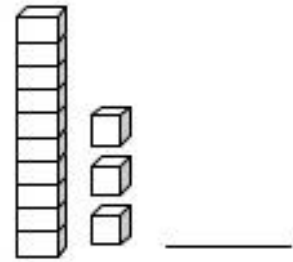
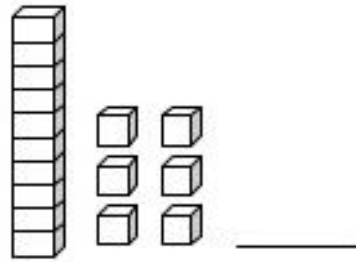
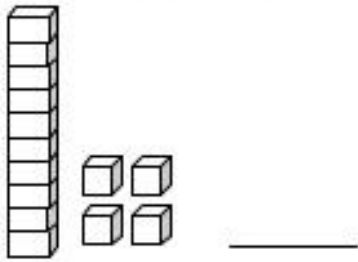
BOITÁTA

BOITATÁ

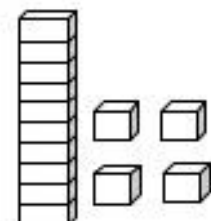
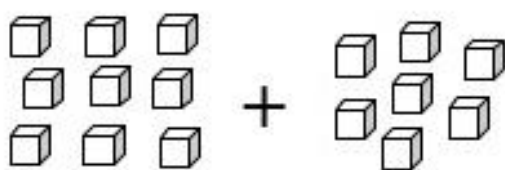
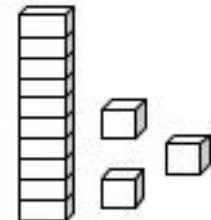
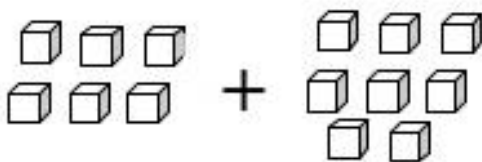
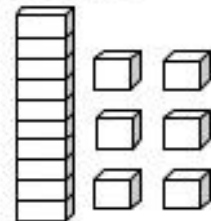
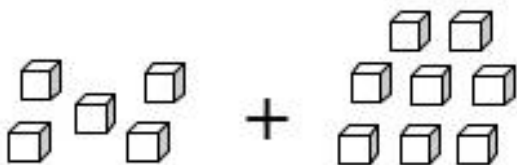
NOME: _____

DATA: 10/08/2021

1- ESCREVA O NÚMERO CORRESPONDENTE AO MATERIAL DOURADO.



2 – SOME AS UNIDADES E EM SEGUIDA LIGUE AO RESULTADO.



NOME: _____

DATA: 11/08/2021

ADIVINHAÇÕES:

COBRA DE FOGO QUE PROTEGE AS MATAS, FLORESTAS E OS ANIMAIS.

HOMEM QUE SE TRANSFORMA EM LOBO NAS NOITES DE LUA CHEIA.

ANÃO DE CABELOS VERMELHOS E COM OS PÉS VIRADOS PARA TRÁS.

MENINO NEGRO COM UMA PERNA SÓ, QUE USA UM GORRO VERMELHO.

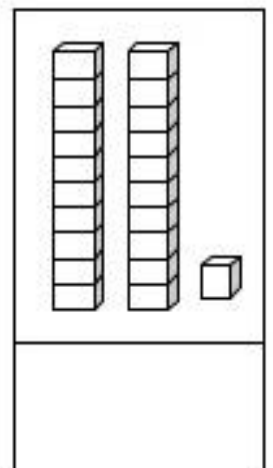
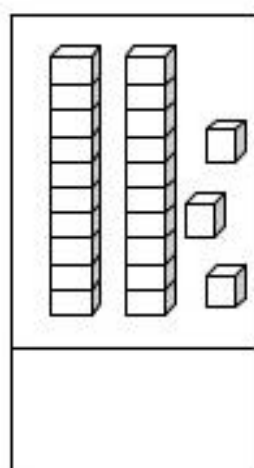
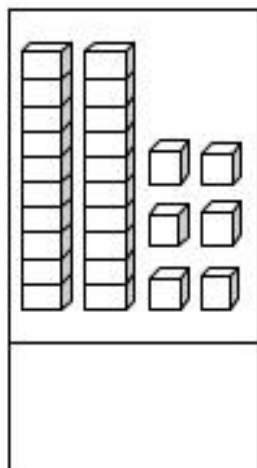
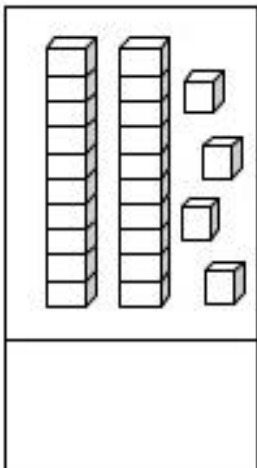
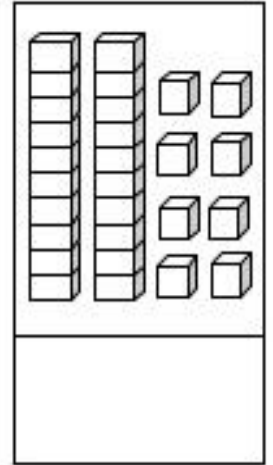
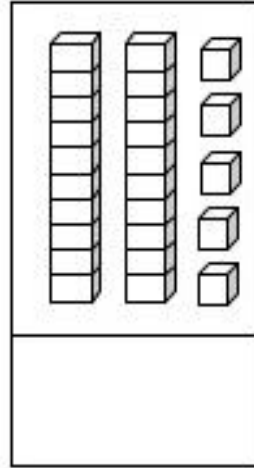
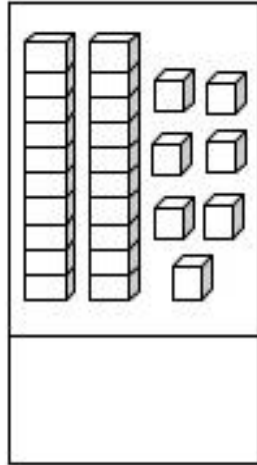
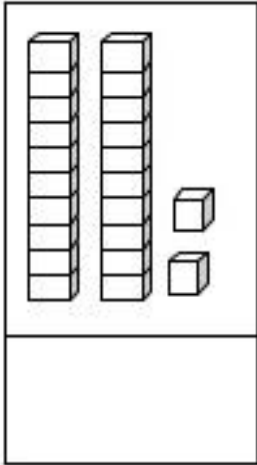
CORPO METADE DE MULHER E METADE DE PEIXE. SEU CANTO ENCANTA OS HOMENS.



NOME: _____

DATA: 11/08/2021

1 – ESCREVA O VALOR CORRESPONDENTE AO MATERIAL DOURADO E DEPOIS ESCREVA-OS EM ORDEM CRESCENTE (DO MENOR PARA O MAIOR).



--	--	--	--	--	--	--	--

2 – COMPLETE A SEQUÊNCIA NUMÉRICA.

1			4				9	
	12				17			
				25				30

NOME: _____

DATA: 12/08/2021

FAÇA A CORRESPONDÊNCIA NUMERANDO OS DESENHOS DE ACORDO COM A MANIFESTAÇÃO FOLCLÓRICA.

(1) DANÇA

(2) BRINCADEIRA

(3) FESTA POPULAR

(4) MITOS E LENDAS

(5) CANTIGA DE RODA

(6) BRINQUEDO

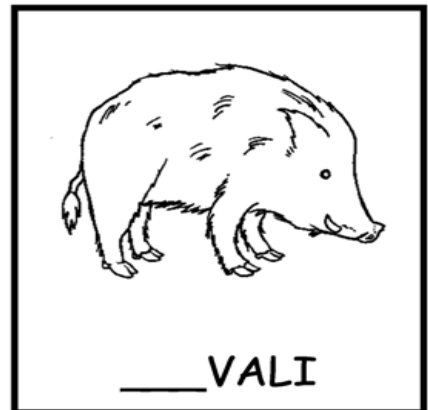





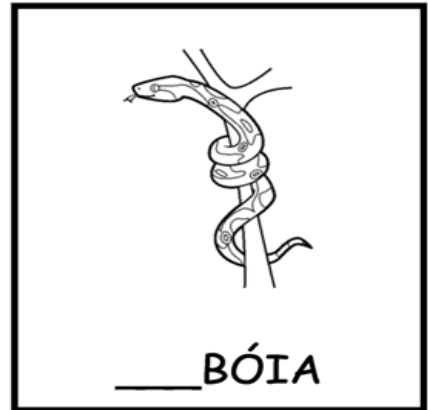





NOME: _____

DATA: 12/08/2021

VAMOS COMPLETAR AS PALAVRAS:

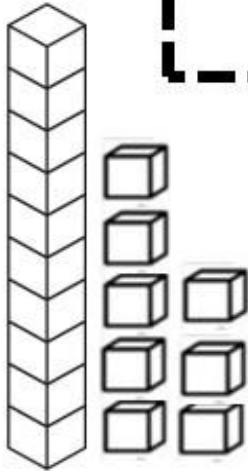
JA - JE - JI - JO - JU



NOME: _____

DATA: 13/08/2021

18 - DEZOITO



PINTE A QUANTIDADE CORRESPONDENTE:

$10 + 8 = \square$
1 DEZENA E 8 UNIDADES


CONTE E PINTE O NÚMERO 18:

1	2	3	4	5	6	7	8	9	10
11	12	13	14	15	16	17	18	19	20


NÚMERO ANTECESSOR E O SUCESSOR:



PINTE 18 DEDOS:




DESENHE 18 RISQUINHOS:



ESCREVA O NUMERAL:

DEZOITO

PINTE O NÚMERO 18:



CUBRA O PONTILHADO:

18	18	18	18	18	18	18	18	18	18
----	----	----	----	----	----	----	----	----	----

NOME: _____

DATA: 13/08/2021

PINTE OS PERSONAGENS DO NOSSO FOLCLORE QUE ESTÃO ABAIXO E LIGUE-OS ÀS PALAVRAS CORRESPONDENTES.

BOITATÁ

CURUPIRA

IARA

SACI

MULA – SEM - CABEÇA

BOTO


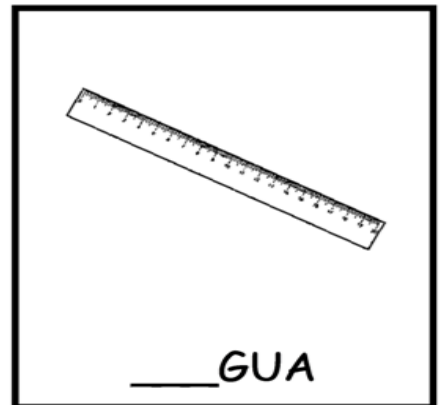
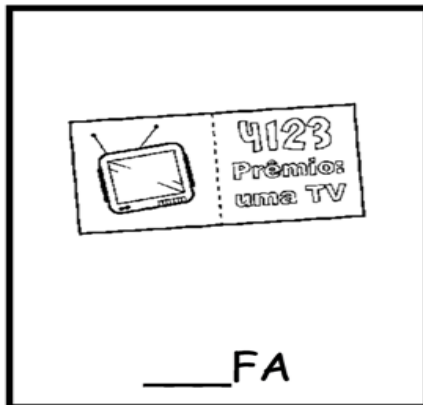
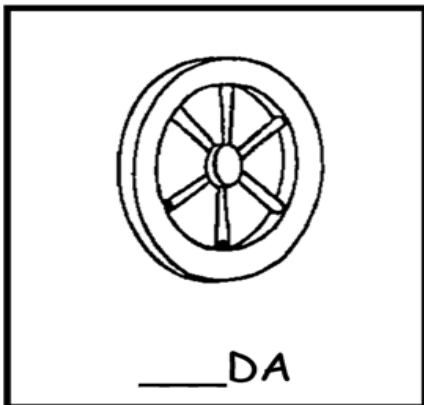



NOME: _____

DATA: 16/08/2021

VAMOS COMPLETAR AS PALAVRAS:

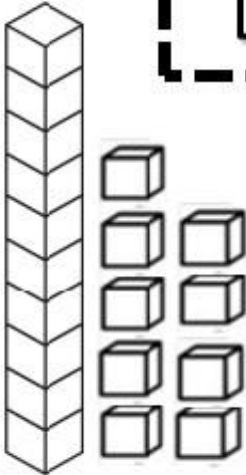
RA - RE - RI - RO - RU



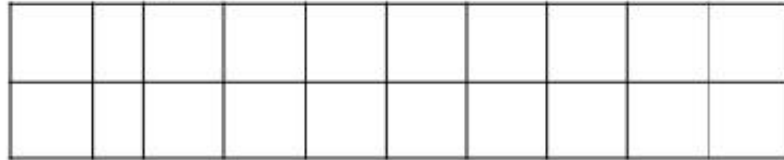
NOME: _____

DATA: 16/08/2021

19 - DEZENOVE



PINTE A QUANTIDADE CORRESPONDENTE:



$$10 + 9 = \square$$

1 DEZENA E 9 UNIDADES

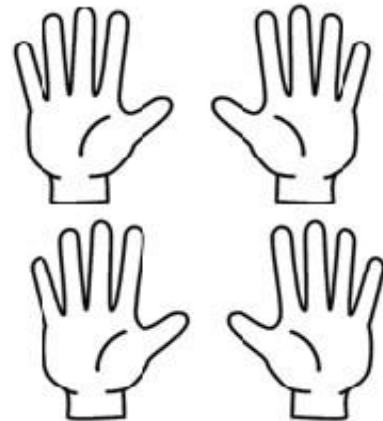
CONTE E PINTE O NÚMERO 19:

1	2	3	4	5	6	7	8	9	10
11	12	13	14	15	16	17	18	19	20

NÚMERO ANTECESSOR E O SUCESSOR:



PINTE 19 DEDOS:




DESENHE 19 RISQUINHOS:




ESCREVA O NUMERAL:

DEZENOVE

PINTE O NÚMERO 19:



CUBRA O PONTILHADO:



NOME: _____

DATA: 17/08/2021

VAMOS COMPLETAR O NOME DOS PERSONAGENS DO FOLCLORE USANDO SOMENTE AS VOGAIS!



L B S M M



C R P R



C C



B T



M L



S C

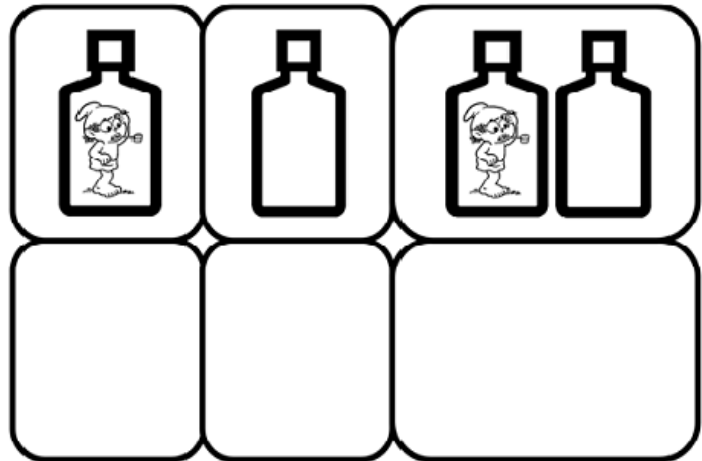



NOME: _____



DATA: 17/08/2021



VAMOS CONTAR?



$$\underline{\quad} + \underline{\quad} = \underline{\quad}$$



$$\underline{\quad} + \underline{\quad} = \underline{\quad}$$


QUEBRA CUCA FOLCLÓRICO

CADA PERSONAGEM FOLCLÓRICO REPRESENTA UM NUMERAL.

OS NUMERAIS SÃO: **3,5,7,8.**



➡ É O MENOR DELES



➡ ESTÁ ENTRE O 6 E O 8



➡ ESTÁ DEPOIS DO 4.



➡ QUAL MEU NUMERAL?

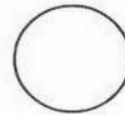


NOME: _____

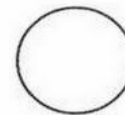
DATA: 18/08/2021

ENUMERE AS FIGURAS DE ACORDO COM
A EXPLICAÇÃO DO TRABALHO DE CADA PESSOA NA ESCOLA.


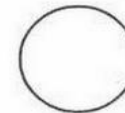
1 - ENSINA OS ALUNOS



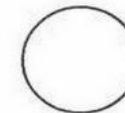
2 - CUIDA DA LIMPEZA DA ESCOLA



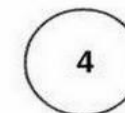
3 - DIRIGE A ESCOLA



4 - FAZ A MERENDA ESCOLAR



5 - CUIDA DA SAÚDE DOS ALUNOS



PINTE O EMOJI DE ACORDO COM SEU COMPORTAMENTO NA ESCOLA.

**"A infância é o tempo de maior criatividade na vida de um ser humano".
(J.Piaget)**



AUTO AVALIAÇÃO

SEMPRE




ÁS VEZES





NUNCA




VOCÊ CUIDA BEM DE SEU MATERIAL ESCOLAR?




VOCÊ SEMPRE FAZ SUAS TAREFAS DE CASA?




VOCÊ PRESTA ATENÇÃO NA AULA E REALIZA AS TAREFAS DE CLASSE?





VOCÊ BRINCA NO PARQUE COM MUITO CUIDADO?




VOCÊ JOGA O LIXO NO LIXO?




VOCÊ RESPEITA SUA PROFESSORA?



VOCÊ FAZ SILÊNCIO NA HORA DA HISTÓRIA?



VOCÊ RESPEITA SEUS COLEGAS?

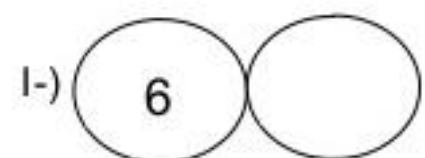
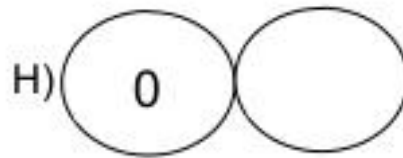
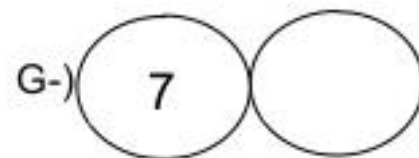
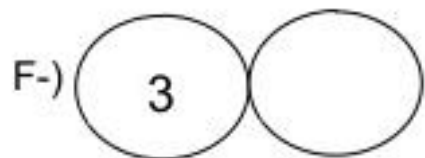
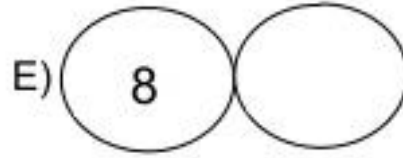
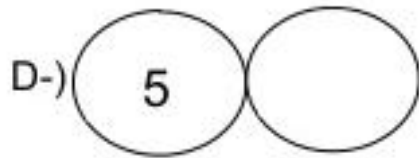
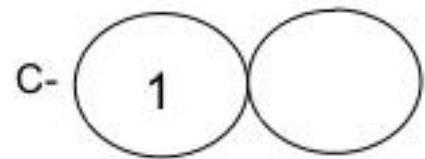
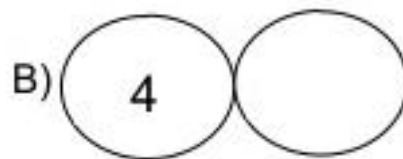
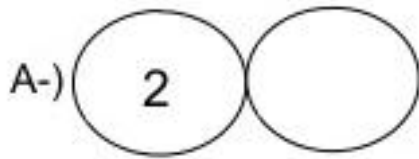


ALUNO(A)

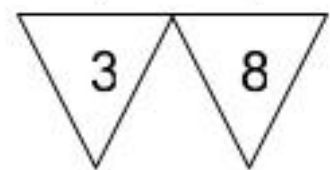
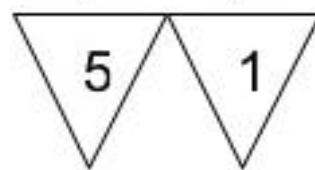
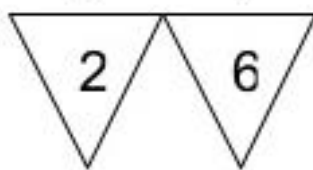
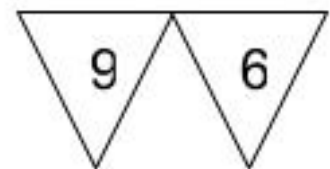
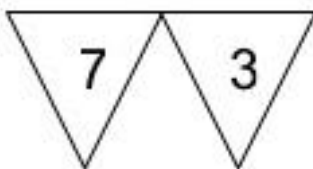
NOME: _____

DATA: 19/08/2021

1 - ESCREVA O **SUCCESSOR** (QUE VEM DEPOIS) DOS NÚMEROS ABAIXO:



2 - PINTE O NÚMERO MAIOR EM CADA GRUPO:



3 - LIGUE O NOME DO NÚMERO AO SEU ALGARISMO

NOVE

4

UM

5

ZERO

9

SEIS

8

DOIS

7

TRÊS

6

QUATRO

2

OITO

1

SETE

0

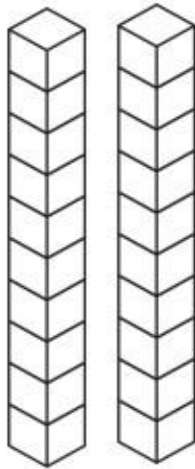
CINCO

3

NOME: _____

DATA: 20/08/2021

20 - VINTE



PINTE A QUANTIDADE CORRESPONDENTE:

$10 + 10 = \square$
2 DEZENAS E 0 UNIDADES


CONTE E PINTE O NÚMERO 20:

1	2	3	4	5	6	7	8	9	10
11	12	13	14	15	16	17	18	19	20


NÚMERO ANTECESSOR E O SUCESSOR:



PINTE 20 DEDOS:




DESENHE 20 RISQUINHOS:



ESCREVA O NUMERAL:

VINTE

PINTE O NÚMERO 20:



CUBRA O PONTILHADO:







NOME: _____

DATA: 20/08/2021

VAMOS COMPLETAR AS PALAVRAS:

VA - VE - VI - VO - VU






ADIVINHAS

PINTE A ADIVINHA CORRETA



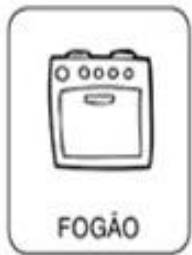
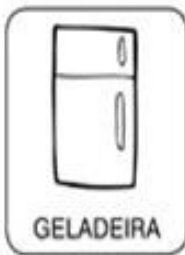
O QUE É, O QUE É QUE MAIS PESA NO MUNDO?



O QUE É, O QUE É QUE PODE SER DOCE OU SALGADO, MAS NINGUÉM CONSEGUE FAZER DIREITO?



O QUE É, O QUE É QUE TEM BOCA, MAS NÃO FALA. TEM BOTÃO, MAS NÃO É TELEVISÃO?



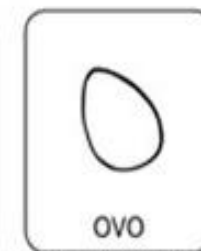
O QUE É, O QUE É QUE TEM CABEÇA, MAS NÃO PENSA. TEM DENTE, MAS NÃO MORDE?



O QUE É, O QUE É QUE VIVE CAINDO, MAS NUNCA SE MACHUCA?



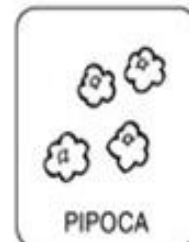
O QUE É, O QUE É QUE QUANTO MAIS SE COZINHA MAIS DURO SE TORNA?



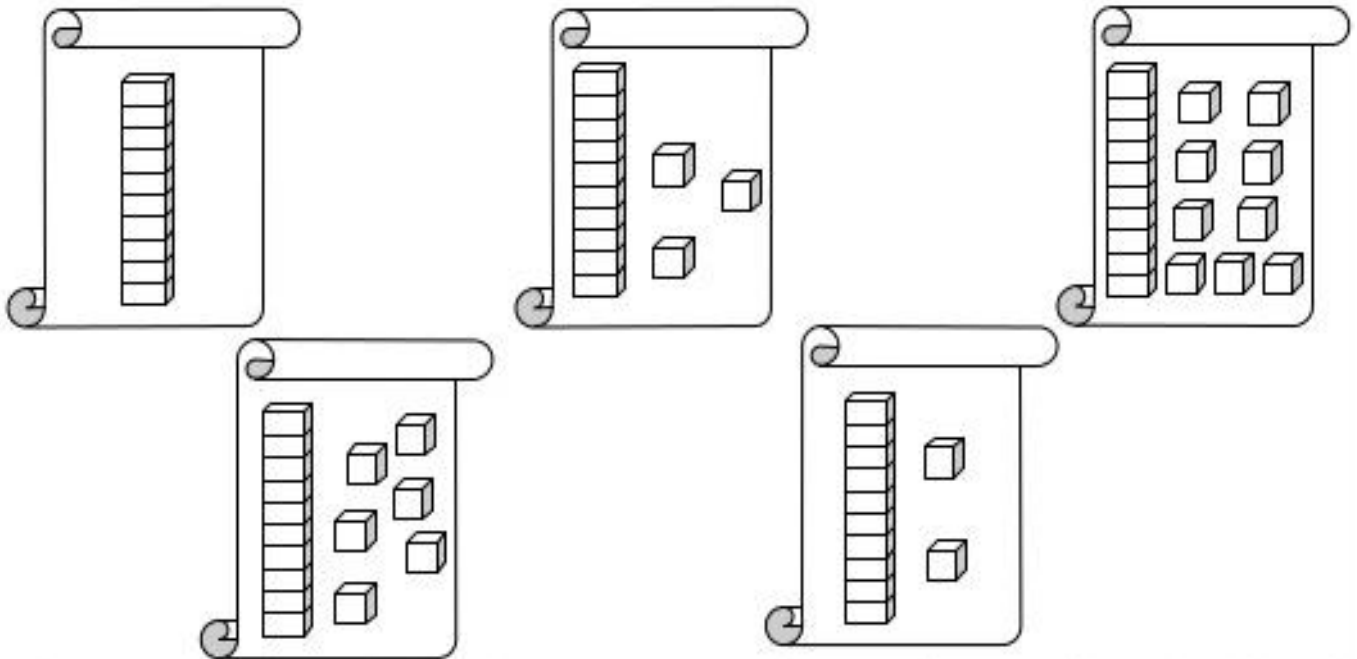
O QUE É, O QUE É QUE QUANTO MAIS SECA, MAIS SE MOLHA?



O QUE É, O QUE É QUE QUANDO ESQUENTA PULA NO AR, ESTOURA E VIRA DO AVESSO?



1 – PINTE OS CARTAZES QUE POSSUEM **MAIS** DE 15 UNIDADES.



2 – PINTE AS PEÇAS DO MATERIAL DOURADO DE ACORDO COM O NÚMERO INDICADO.

<div style="text-align: center; border: 1px solid black; padding: 5px; width: fit-content; margin: 0 auto;">14</div>	<div style="text-align: center; border: 1px solid black; padding: 5px; width: fit-content; margin: 0 auto;">18</div>
<div style="text-align: center; border: 1px solid black; padding: 5px; width: fit-content; margin: 0 auto;">10</div>	<div style="text-align: center; border: 1px solid black; padding: 5px; width: fit-content; margin: 0 auto;">17</div>


NOME: _____

DATA: 24/08/2021

PARLENDAS




1- LEIA A PARLENDAS E MARQUE NO RELÓGIO O HORÁRIO INDICADO.



MEIO-DIA
MACACO ASSOBIANDO
PANELA NO FOGO
BARRIGA VAZIA

MEIO-DIA
MACACA SOFIANDO
FAZENDO CARETAS
PRA DONA MARIA



2- RECORTE E COLE AS PALAVRAS, COMPLETANDO A PARLENDAS.

MEIO-DIA

ASSOBIANDO

NO FOGO

BARRIGA VAZIA

MEIO-DIA

MACACA

FAZENDO

PRA DONA MARIA

CARETA

SOFIA


MACACO

PANELA

NOME: _____

DATA: 24/08/2021

PINTE, RECORTE E MONTE O QUEBRA-CABEÇA DO CURUPIRA:



25 DE AGOSTO - DIA DO... 

1- COMPLETE O QUADRO COM AS LETRAS FALTOSAS E
DESCUBRA O QUE COMEMORAMOS NO DIA 25 DE AGOSTO:













S		L	D		D	
	O		D	A		O
	O	L			D	
S				A		O

2- OBSERVE A PALAVRA E RESPONDA:

SOLDADO



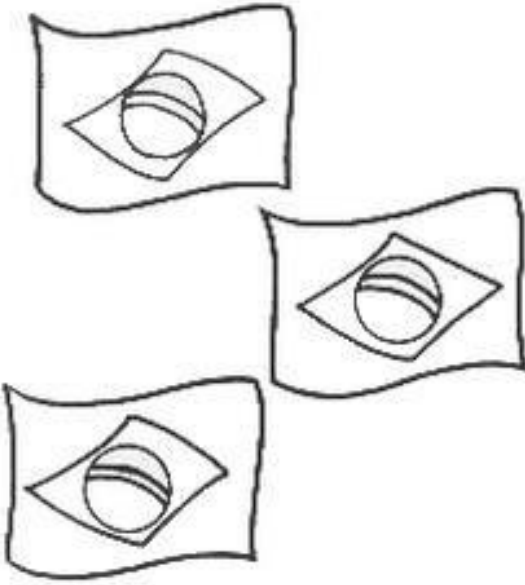
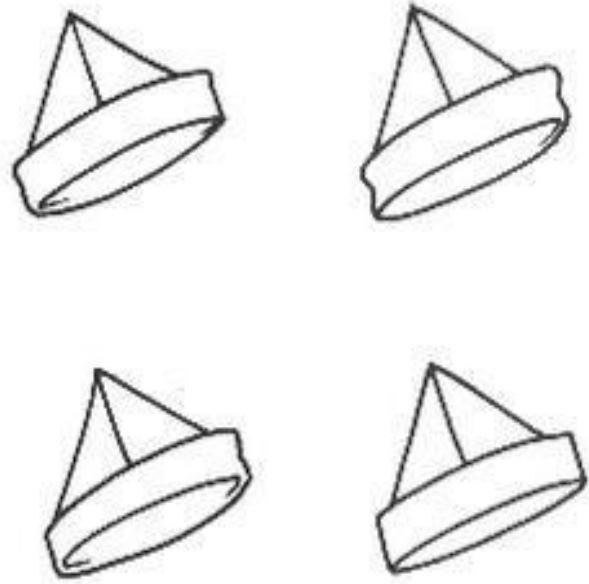


-  LETRA INICIAL? 
-  LETRA FINAL? 
-  QUANTIDADE DE LETRAS? 
-  QUANTAS VOGAIS? 
-  QUANTAS CONSOANTES? 

NOME: _____

DATA: 25/08/2021

FAÇA UM X NO NUMERAL QUE INDICA A QUANTIDADE DE FIGURAS ENCONTRADAS EM CADA QUADRADO:



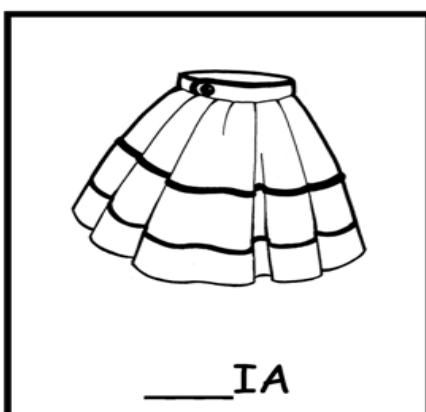




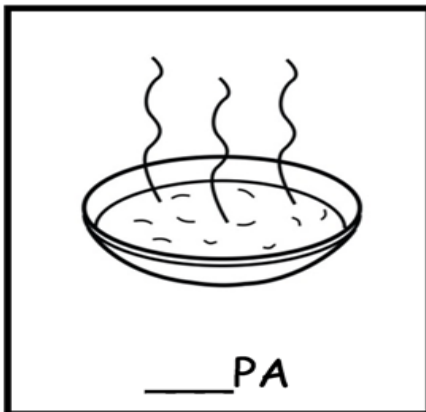


<table border="1" data-bbox="135 425 774 537"><tr><td>1</td><td>2</td><td>3</td><td>4</td><td>5</td><td>6</td></tr></table> 	1	2	3	4	5	6	<table border="1" data-bbox="837 425 1476 537"><tr><td>1</td><td>2</td><td>3</td><td>4</td><td>5</td><td>6</td></tr></table> 	1	2	3	4	5	6
1	2	3	4	5	6								
1	2	3	4	5	6								
<table border="1" data-bbox="143 1254 774 1366"><tr><td>1</td><td>2</td><td>3</td><td>4</td><td>5</td><td>6</td></tr></table> 	1	2	3	4	5	6	<table border="1" data-bbox="845 1254 1476 1366"><tr><td>1</td><td>2</td><td>3</td><td>4</td><td>5</td><td>6</td></tr></table> 	1	2	3	4	5	6
1	2	3	4	5	6								
1	2	3	4	5	6								

NOME: _____

DATA: 26/08/2021

VAMOS COMPLETAR AS PALAVRAS:

SA - SE - SI - SO - SU



ATIVIDADE FOLCLORE



QUANTAS VEZES SE ABRE A BOCA PARA FALAR O NOME DE CADA PERSONAGEM FOLCLÓRICO?




NOME: _____

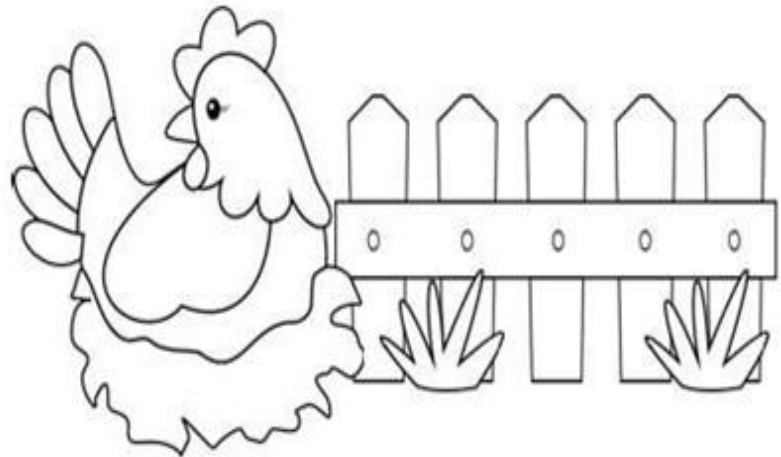
DATA: 27/08/2021

PARLENDA

VAMOS LER A PARLENDA JUNTOS?



GALINHA CHOCA
COMEU MINHOCA
SAIU PULANDO
FEITO PIPOCA



RESPONDA:

1. O QUE A GALINHA COMEU? MARQUE A RESPOSTA CORRETA.

() PIPOCA () MINHOCA () MILHO

2. CIRCULE TODAS AS PALAVRAS DA PARLENDA.

ESCREVA NO QUADRINHO AO LADO QUANTAS PALAVRAS VOCÊ CIRCULOU.

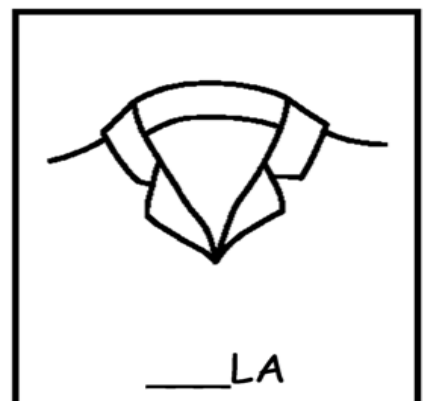


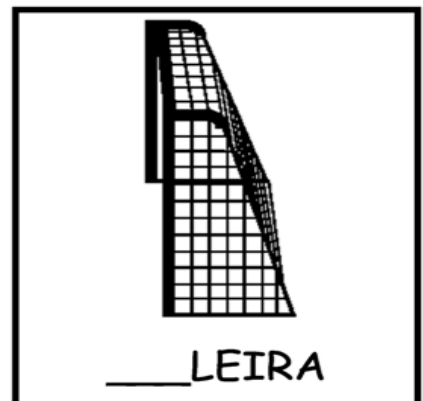
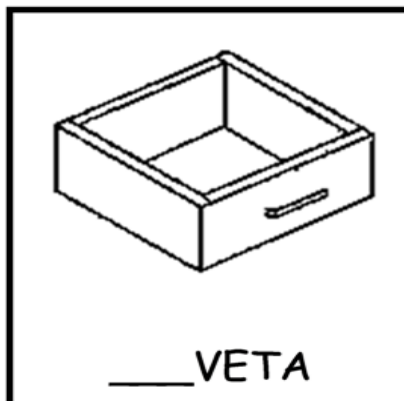
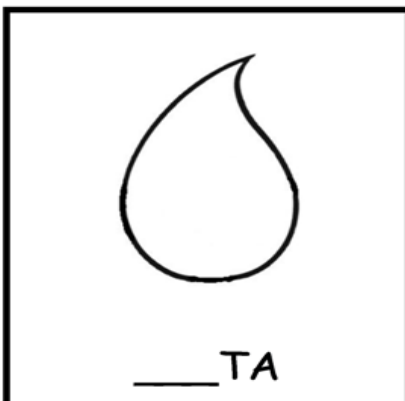




3. COPIE DA PARLENDA AS PALAVRAS QUE TERMINAM COM O MESMO SOM.

NOME: _____

DATA: 27/08/2021

VAMOS COMPLETAR AS PALAVRAS:

GA - GO - GU









NOME: _____

DATA: 30/08/2021



VAMOS CONTAR OS PERSONAGENS
DO FOLCLORE!



NOME: _____

DATA: 30/08/2021

PINTE AS FIGURAS DAS ATIVIDADES DO QUE VOCÊ FAZ PARA AJUDAR EM CASA:



NOME: _____

DATA: 31/08/2021

1 – ESCREVA OS NUMERAIS DE 10 ATÉ 19.

10				

2 – QUEM SOU EU?

A-) SOU O SUCCESSOR DO NÚMERO **15** _____

B-) SOU O ANTECESSOR DO NÚMERO **19** _____

C-) SOU O SUCCESSOR DO NÚMERO **17** _____

D-) SOU O ANTECESSOR DO NÚMERO **11** _____

E-) SOU O SUCCESSOR DO NÚMERO **14** _____

F-) SOU O ANTECESSOR DO NÚMERO **18** _____

3 – ESCREVA O ANTECESSOR E O SUCCESSOR DOS NÚMEROS ABAIXO:

	16	
--	----	--

	12	
--	----	--

	16	
--	----	--

	14	
--	----	--

	18	
--	----	--

	17	
--	----	--

	10	
--	----	--

	13	
--	----	--

	11	
--	----	--

4 – CALCULE MENTALMENTE:

$10 + 4 = \underline{\quad}$

$10 + 7 = \underline{\quad}$

$10 + 6 = \underline{\quad}$

$10 + 1 = \underline{\quad}$

$10 + 9 = \underline{\quad}$

$10 + 8 = \underline{\quad}$

$10 + 2 = \underline{\quad}$

$10 + 5 = \underline{\quad}$

$10 + 8 = \underline{\quad}$

$10 + 3 = \underline{\quad}$

NOME: _____

DATA: 31/08/2021

VAMOS COMPLETAR AS PALAVRAS:

NA - NE - NI - NO - NU



___ NJA




___ JA



___ TO



___ BLADO



___ VELO



___ VE



___ VEM



___ IVA



___ NHO



___ VIO



___ TAÇÃO




___ Z

EDUCAÇÃO FÍSICA

PROFESSORA: FABIANA DA SILVA SCHMITZ

ALUNO (A): _____ 1º ANO _____

OBSERVE A FIGURA E RESPONDA:



QUANTAS NÚVENS?

QUANTOS CÍRCULOS?

QUANTAS CASAS?

QUANTOS QUADRADOS?

QUANTAS ÁRVORES?

QUANTOS TRIÂNGULOS?

QUANTOS CARROS?

QUANTAS FLORES?

EDUCAÇÃO FÍSICA

PROFESSORA: FABIANA DA SILVA SCHMITZ

ALUNO (A): _____ 1º ANO _____

PINTE AS BRINCADEIRAS QUE TEM MAIS DE UMA CRIANÇA.




EDUCAÇÃO FÍSICA

PROFESSORA: FABIANA DA SILVA SCHMITZ

ALUNO (A): _____ 1º ANO _____

QUANTAS CRIANÇAS ESTÃO PARTICIPANDO DE CADA BRINCADEIRA? ESCREVA O NÚMERO NO QUADRADO.



The image contains seven illustrations of children playing different games, each with an empty square box next to it for counting:


- 1. A girl jumping rope.
- 2. Two boys flying kites.
- 3. Five children playing tag.
- 4. Five children playing soccer.
- 5. Four children playing a ball game.
- 6. Three children playing hopscotch.
- 7. Three children playing a game with small objects on the ground.

EDUCAÇÃO FÍSICA

PROFESSORA: FABIANA DA SILVA SCHMITZ

ALUNO (A): _____ 1º ANO _____

OBSERVE A FIGURA E RESPONDA.



- QUANTAS CRIANÇAS ESTÃO NO PARQUE? (6) (8) (4)
- QUANTAS MENINAS? (5) (2) (3)
- QUANTOS MENINOS? (7) (5) (6)
- QUANTOS BRINQUEDOS HÁ NO PARQUE? (4) (3) (5)
- E QUANTOS ANIMAIS? (1) (2) (3)